

1

2

3

4

A

A

B

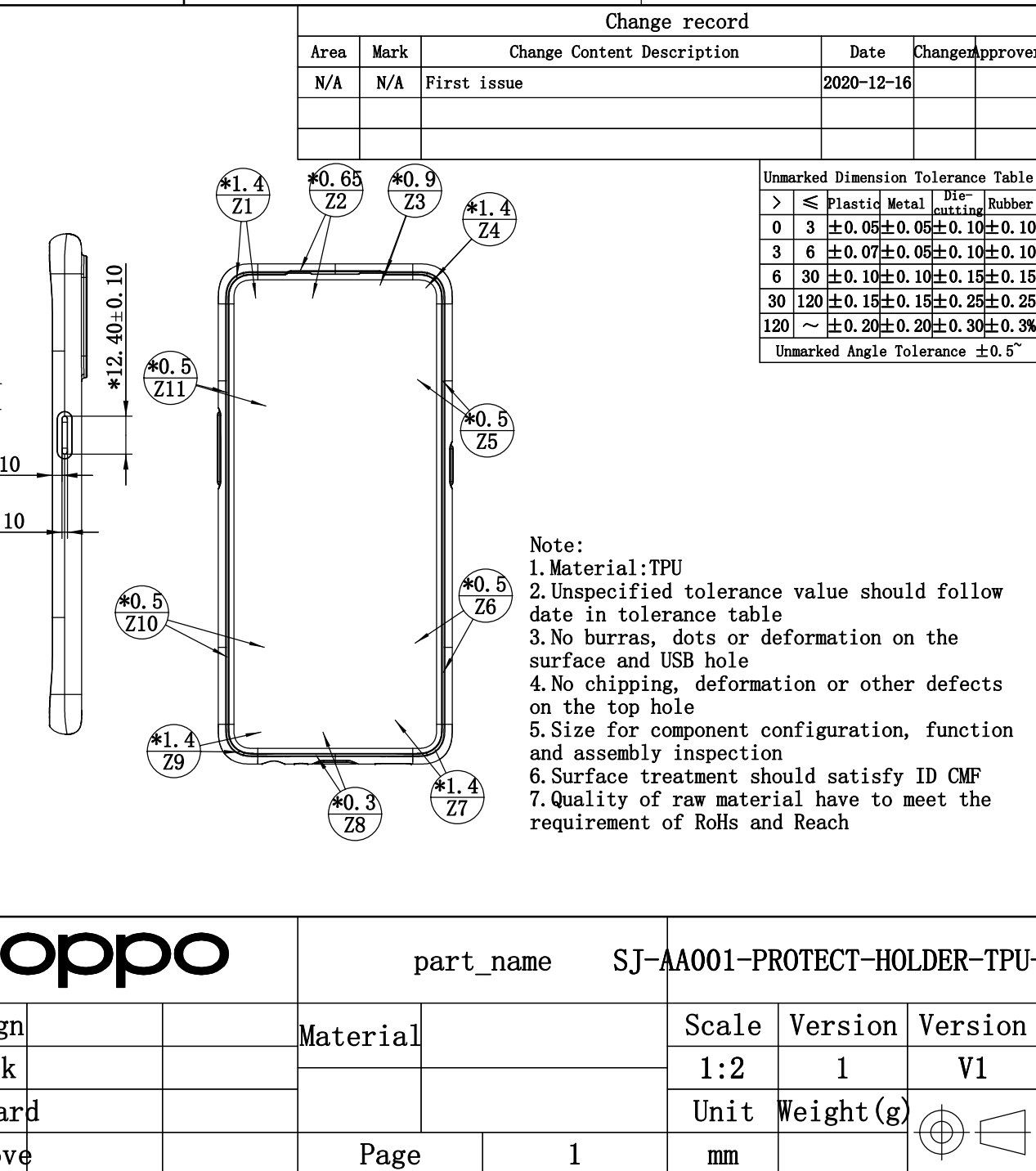
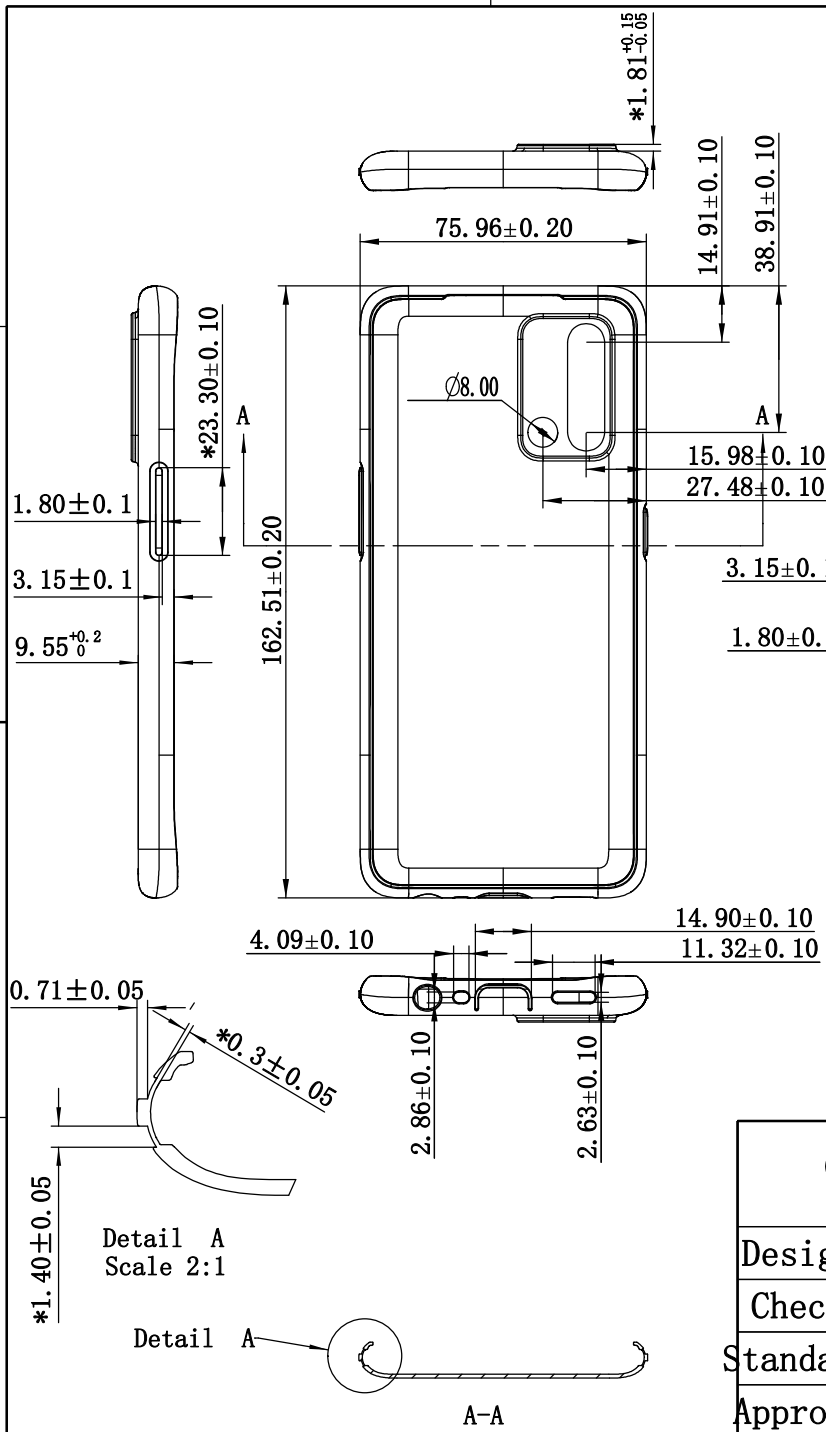
B

C

C

D

D



Change record

Area	Mark	Change Content Description	Date	Change	Approver
N/A	N/A	First issue	2020-12-16		

Unmarked Dimension Tolerance Table					
>	≤	Plastic	Metal	Die-cutting	Rubber
0	3	±0.05	±0.05	±0.10	±0.10
3	6	±0.07	±0.05	±0.10	±0.10
6	30	±0.10	±0.10	±0.15	±0.15
30	120	±0.15	±0.15	±0.25	±0.25
120	~	±0.20	±0.20	±0.30	±0.30
Unmarked Angle Tolerance ±0.5°					

Note:

1. Material: TPU
2. Unspecified tolerance value should follow date in tolerance table
3. No burras, dots or deformation on the surface and USB hole
4. No chipping, deformation or other defects on the top hole
5. Size for component configuration, function and assembly inspection
6. Surface treatment should satisfy ID CMF
7. Quality of raw material have to meet the requirement of RoHs and Reach

oppo

part_name

SJ-AA001-PROTECT-HOLDER-TPU-IND

Design

Material

Scale

Version

Version

Check

1:2

1

V1

Standard

Unit

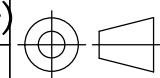
Weight (g)

Approve

Page

1

mm



A4

1

2

3

4